

# IELTS Writing

Task 1: Question 6: Yemen and Italy

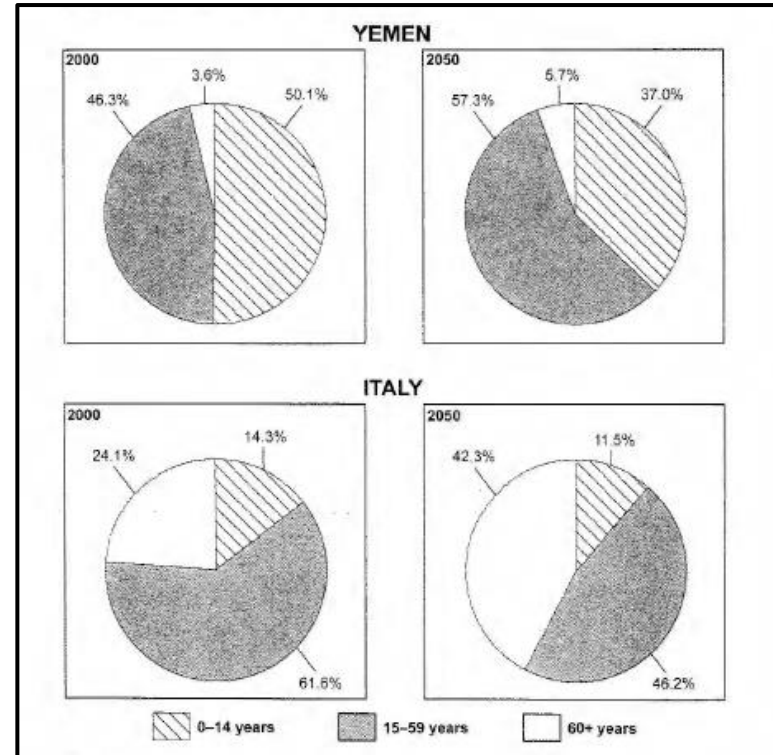
Paul Winterbottom

# Q6

The charts give information on the population of Yemen and Italy in 2000 and projections for 2050.

Paragraph 1

Worksheet: W11A

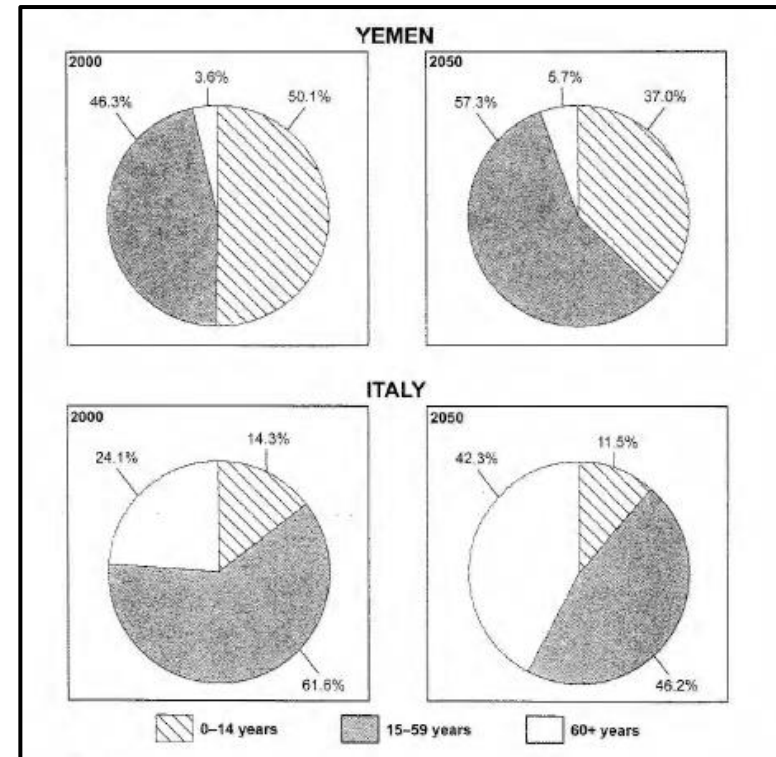


# Q6

The charts give information on the population of Yemen and Italy in 2000 and projections for 2050.

Paragraph 1

Worksheet: W11A



The four pie charts show the population of Yemen and Italy in 2000 and 2050, divided into three groups by age - 0 to 14, 15 to 59 and over 60. (29 words)

The four pie charts show the percentage of the population of Yemen and Italy who were aged 0 to 14, 15 to 59, and over 60, in 2000, together with a forecast for 2050. (34 words)

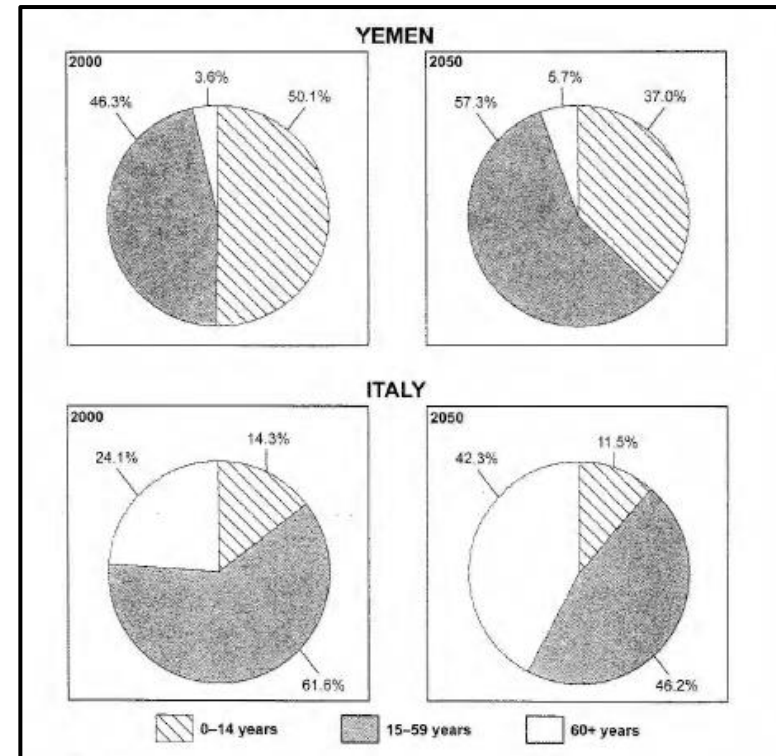
# Q6

The charts give information on the population of Yemen and Italy in 2000 and projections for 2050.

Paragraph 2: Main points

Focus on most important points / groups: young in Yemen and old in Italy

Overall, there are two key points.

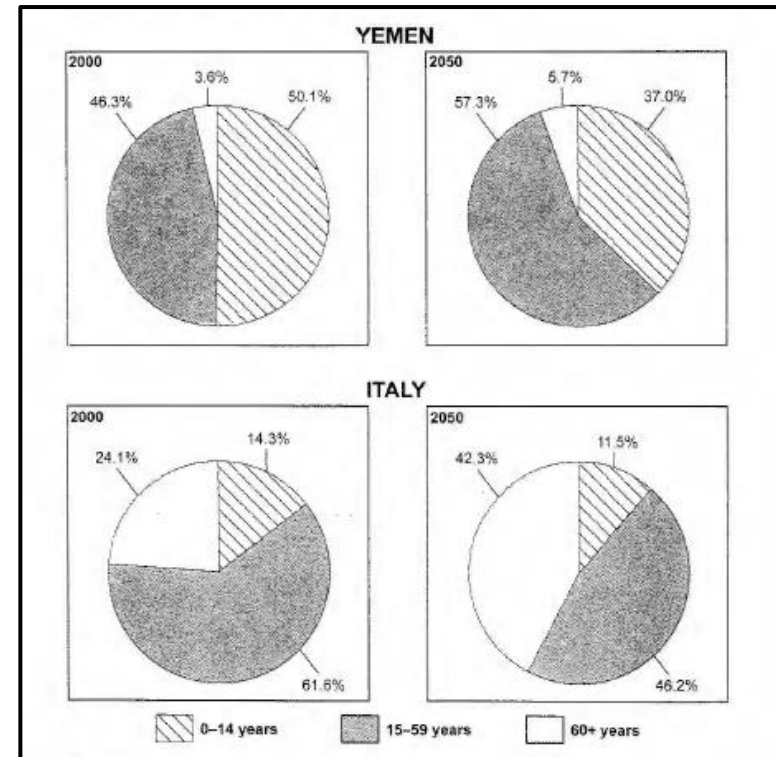


# Q6

The charts give information on the population of Yemen and Italy in 2000 and projections for 2050.

Paragraph 2: Main points

Focus on most important points / groups: young in Yemen and old in Italy



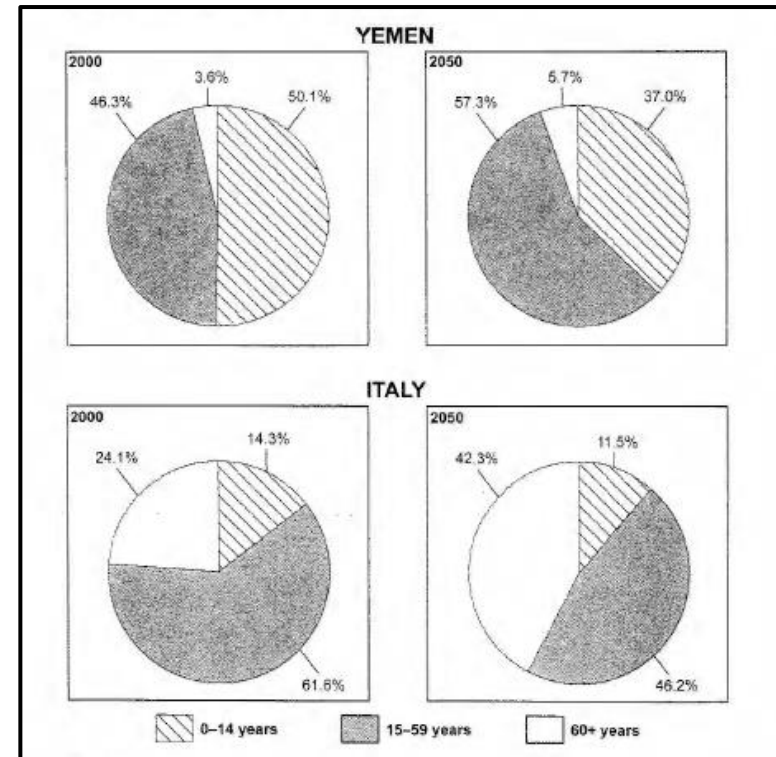
Overall, there are two key points. First, in Yemen, the percentage of the population that is under 14 is far greater than in Italy, both in 2000 and 2050.

## Q6

The charts give information on the population of Yemen and Italy in 2000 and projections for 2050.

Paragraph 2: Main points

Focus on most important points / groups: young in Yemen and old in Italy



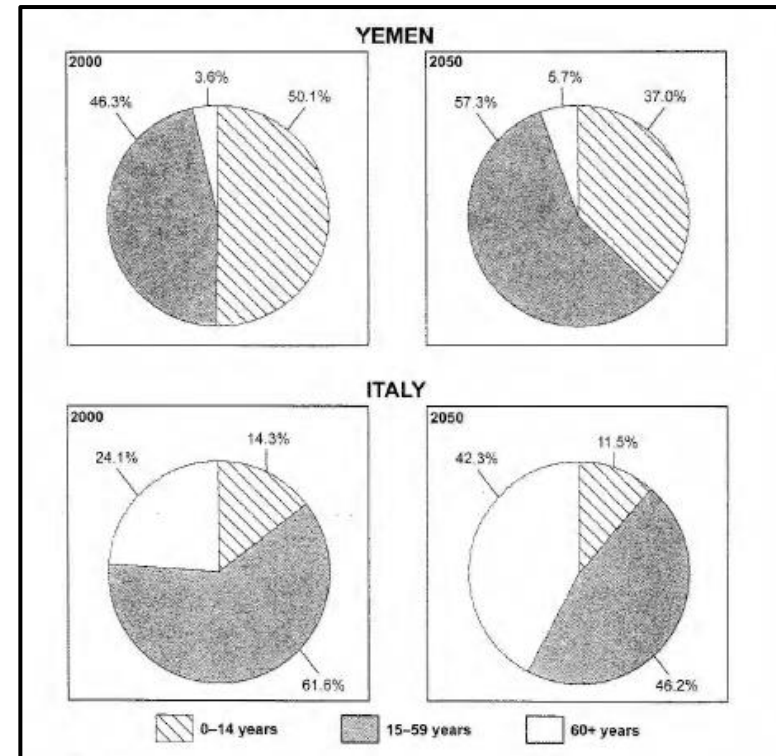
Overall, there are two key points. **First**, in Yemen, the percentage of the population that is under 14 is far greater than in Italy, both in 2000 and 2050. **And secondly**, in Italy, in contrast, the percentage of the population that is over 60 was large in 2000, and is forecast to have increased dramatically by 2050. (57 words)

## Q6

The charts give information on the population of Yemen and Italy in 2000 and projections for 2050.

Paragraph 2: Main points

Focus on most important points / groups: young in Yemen and old in Italy



Overall, the key point to note is that throughout the entire period the percentage of the population that is aged 0 to 14 is large in Yemen, and the percentage that is over 60 is large in Italy. (38 words)

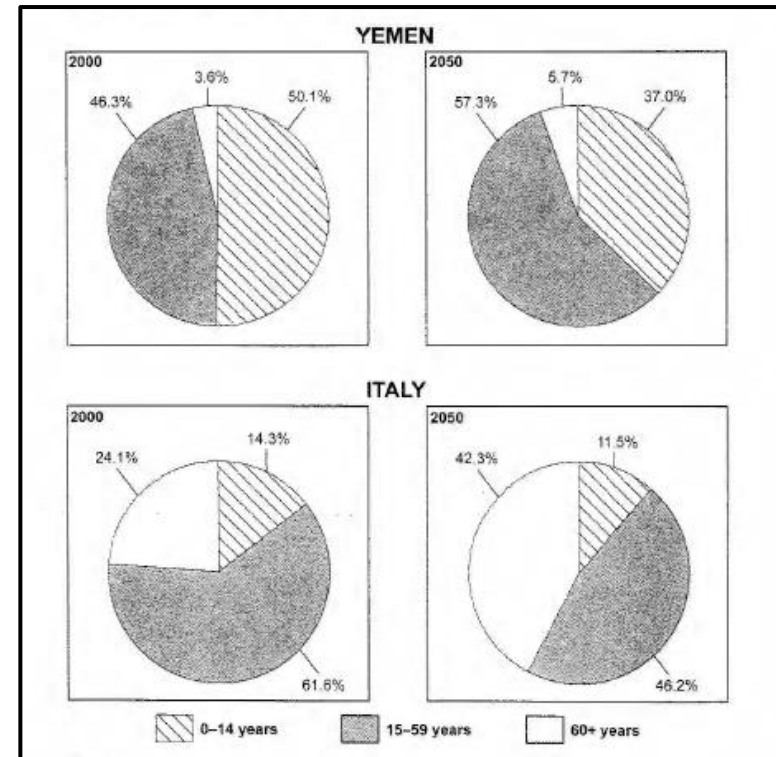
# Q6

The charts give information on the population of Yemen and Italy in 2000 and projections for 2050.

Paragraph 3 : Details: Yemen / young

Yemen young people: 2000 & 2050 and compare with Italy

W15/W17



Looking at Yemen in more detail we can see that at the beginning of the period, in 2000, just over 50% of the population was aged 0-14.

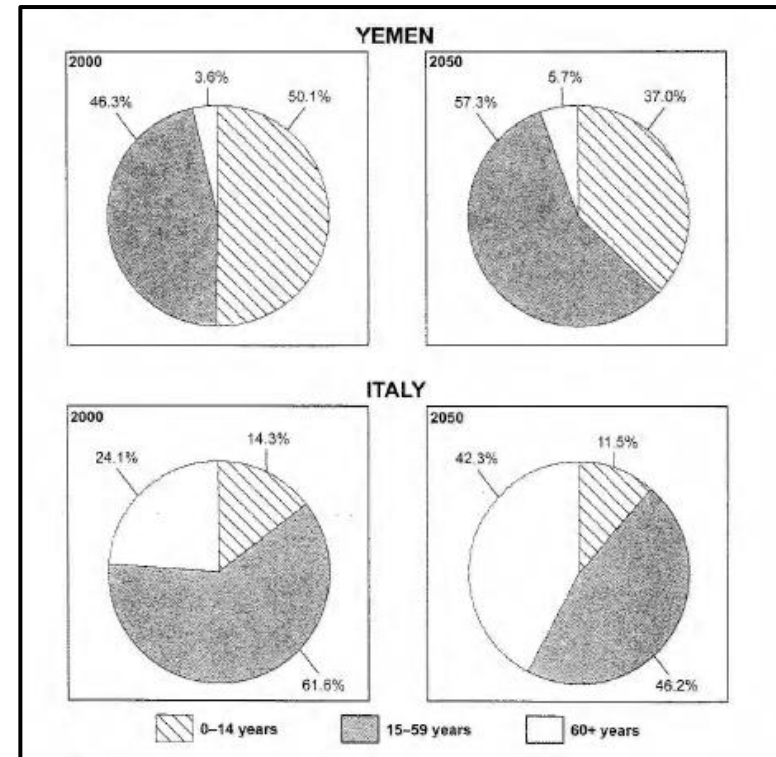
# Q6

The charts give information on the population of Yemen and Italy in 2000 and projections for 2050.

Paragraph 3 : Details: Yemen / young

Yemen young people: 2000 & 2050 and compare with Italy

W15/W17



Looking at Yemen in more detail we can see that at the beginning of the period, in 2000, just over 50% of the population was aged 0-14. This was more than three times greater than (that) in Italy.

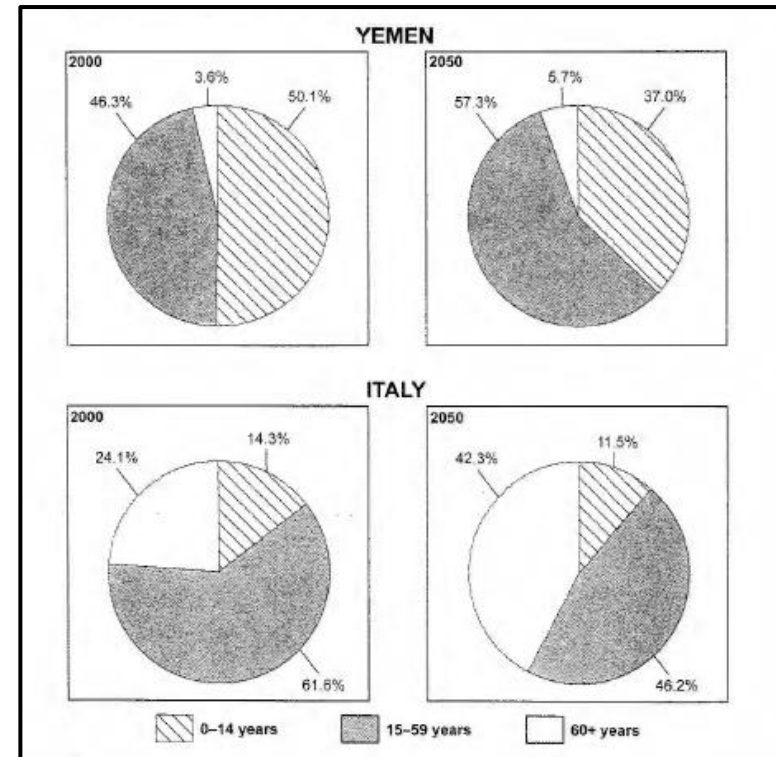
## Q6

The charts give information on the population of Yemen and Italy in 2000 and projections for 2050.

Paragraph 3 : Details: Yemen / young

Yemen young people: 2000 & 2050 and compare with Italy

W15/W17



Looking at Yemen in more detail we can see that at the beginning of the period, in 2000, just over 50% of the population was aged 0-14. This was more than three times greater than (that) in Italy. Although by the end of the period, in 2050, it is forecast that this will have fallen to just under 40%, it is still enormous, and still more than three times that in Italy. (72 words)

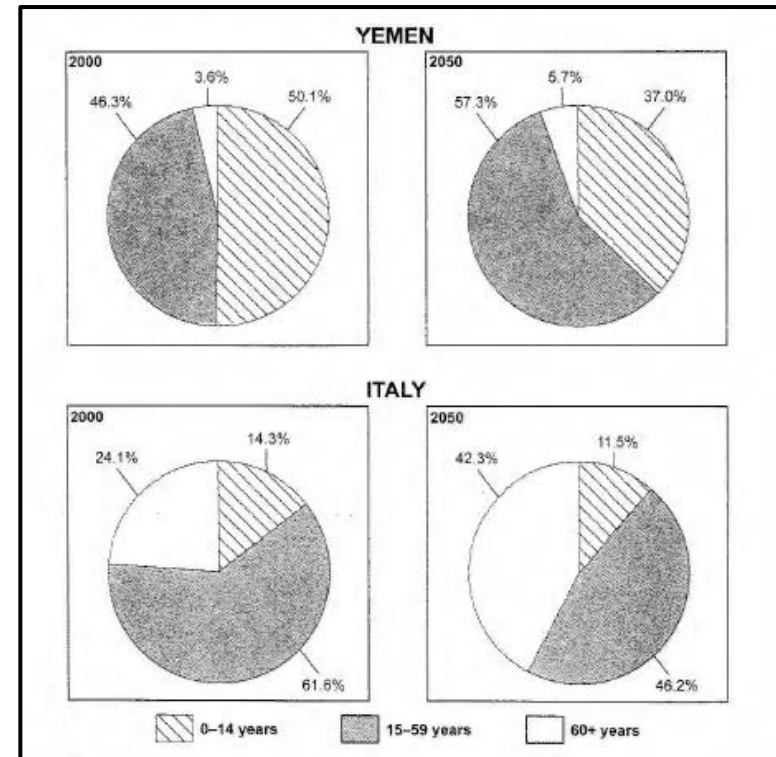
# Q6

The charts give information on the population of Yemen and Italy in 2000 and projections for 2050.

## Paragraph 4 : Details: Italy / old

Italy old people 2000 & 2050 and compare with Yemen

## W13/W17



Turning to Italy, in contrast with Yemen, nearly 25% of the population was over 60 in 2000.

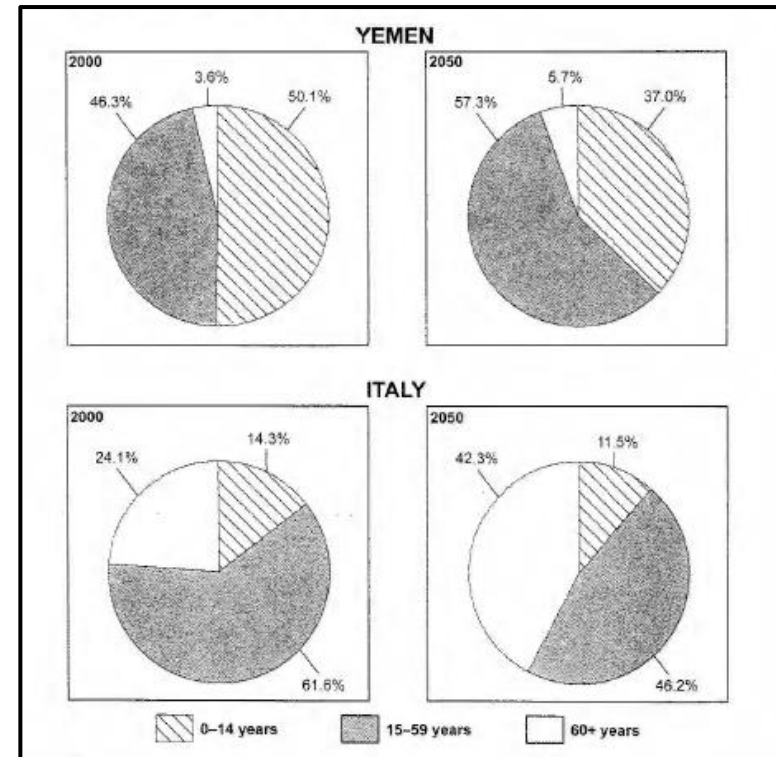
# Q6

The charts give information on the population of Yemen and Italy in 2000 and projections for 2050.

## Paragraph 4 : Details: Italy / old

Italy old people 2000 & 2050 and compare with Yemen

## W13/W17



Turning to Italy, in contrast with Yemen, nearly 25% of the population was over 60 in 2000. And by 2050 it is forecast to have grown dramatically to more than 40%.

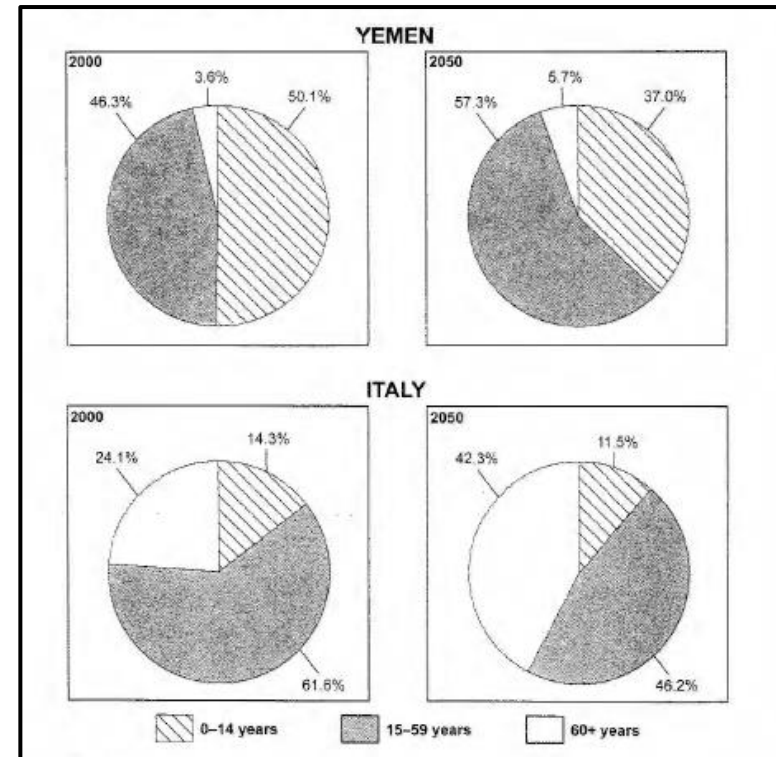
# Q6

The charts give information on the population of Yemen and Italy in 2000 and projections for 2050.

## Paragraph 4 : Details: Italy / old

Italy old people 2000 & 2050 and compare with Yemen

## W13/W17



Turning to Italy, in contrast with Yemen, nearly 25% of the population was over 60 in 2000. And by 2050 it is forecast to have grown dramatically to more than 40%. This amounts to an increase of over 15% of the population in 50 years.

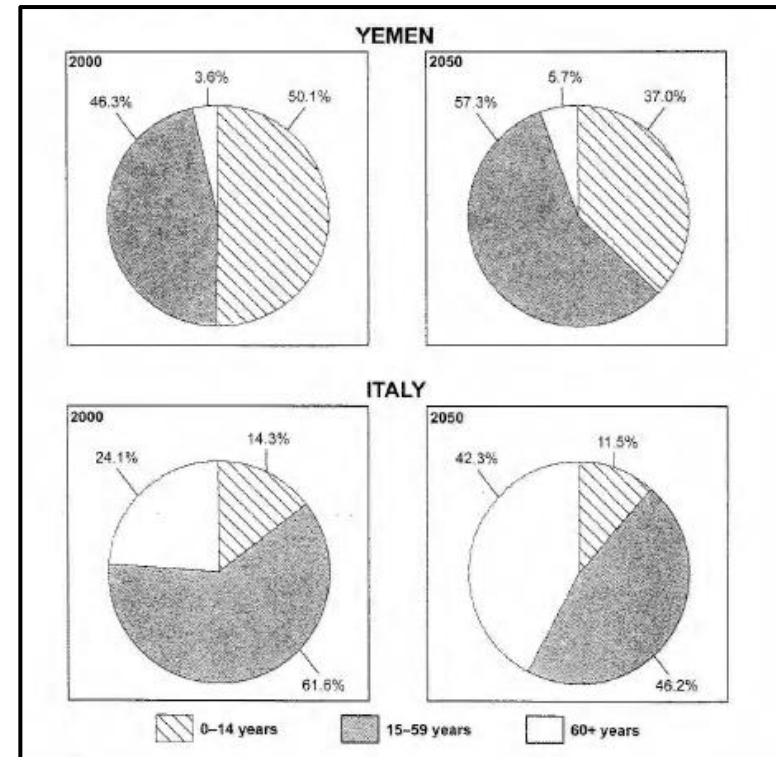
## Q6

The charts give information on the population of Yemen and Italy in 2000 and projections for 2050.

### Paragraph 4 : Details: Italy / old

Italy old people 2000 & 2050 and compare with Yemen

### W13/W17



Turning to Italy, in contrast with Yemen, nearly 25% of the population was over 60 in 2000. And by 2050 it is forecast to have grown dramatically to more than 40%. This amounts to an increase of over 15% of the population in 50 years. This percentage is approximately seven times greater than in Yemen, in both 2000 and 2050. (60 words)

