

IELTS Writing

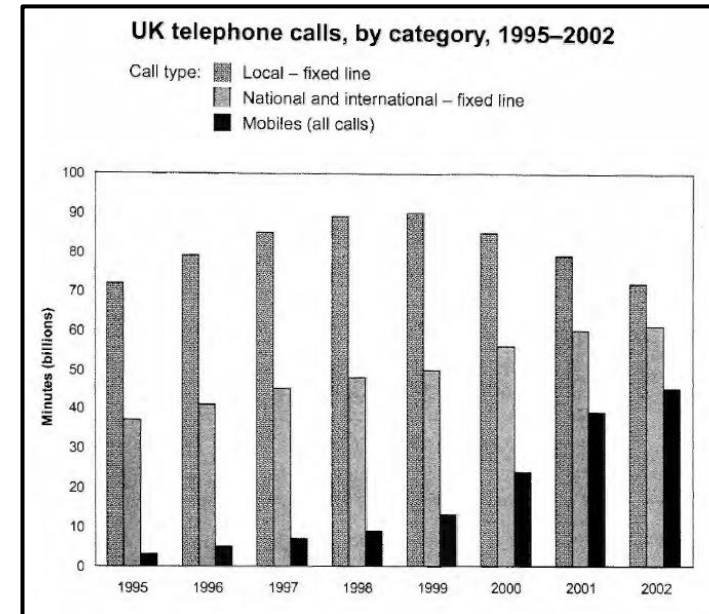
Task 1: at the beginning... by the end

Worksheet W15

Paul Winterbottom

Q5

The chart shows the total number of minutes (in billions) of telephone calls in the UK, divided into three categories, from 1995-2002.



Q5: mobile calls – 1995 to 2002

At the beginning of the period there were approximately 2 billion minutes (b.m.) of mobile calls, but by the end of the period, in 2002, this had risen dramatically to over 40 b.m.. This represents a rise of approximately 38 b.m. in seven years.

At the beginning of / by end of the period / by a certain point

1. Impressive structure.
2. Combines **natural language** (by the end of the period) with **advanced grammar** (past perfect tense).
3. **By making you think of *beginnings* and *ends* it also helps you to focus on key points.**
4. It is usually used with *beginning* and *end* points - but can be used with *a point before the end if it is a key point*. (e.g. a turning point - see Q13 in 2001)

Language Points

1. At the beginning of the period / By the end of the period / By [a certain point]
2. By the end of the period this had risen to (*past - using past perfect tense*) / is forecast to have risen to [to rise to] (*future*)
3. This amounts to... / This represents (*Also: see W13 and W14*)
4. Language for future: will / is forecast to / is predicted to

Language Points

1. At the beginning of the period / By the end of the period / By [a certain point]
2. By the end of the period **this had risen** to (*past - using past perfect tense*) / **is forecast to have risen to** [to rise to] (*future*)
3. This amounts to... / This represents (*Also: see W13 and W14*)
4. Language for future: will / is forecast to / is predicted to

Language Points

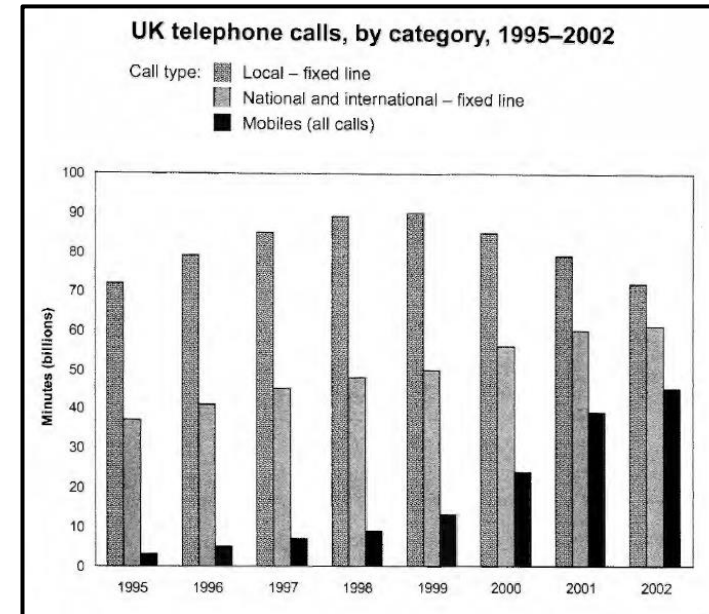
1. At the beginning of the period / By the end of the period / By [a certain point]
2. By the end of the period this had risen to (*past - using past perfect tense*) / is forecast to have risen to [to rise to] (*future*)
3. This amounts to... / This represents (*Also: see W13 and W14*)
4. Language for future: will / is forecast to / is predicted to

Language Points

1. At the beginning of the period / By the end of the period / By [a certain point]
2. By the end of the period this had risen to (*past - using past perfect tense*) / is forecast to have risen to [to rise to] (*future*)
3. This amounts to... / This represents (*Also: see W13 and W14*)
4. Language for future: will / is forecast to / is predicted to

Example: Q5

The chart shows the total number of minutes (in billions) of telephone calls in the UK, divided into three categories, from 1995-2002.

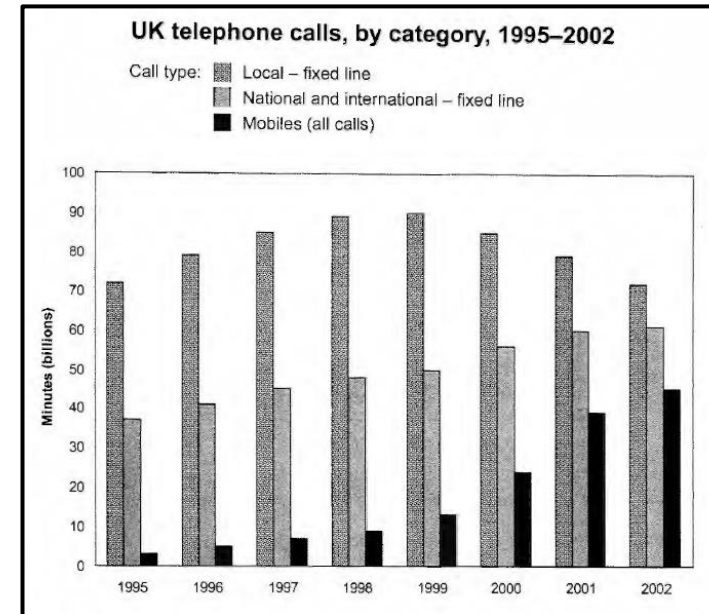


Q5: mobile calls – 1995 to 2002

At the beginning of the period approximately 2 billion minutes (b.m.) of mobile calls were made. However, by the end of the period, in 2002, this had risen dramatically to over 40 b.m.. This represents a rise of approximately 38 b.m. in seven years.

Example: Q5

The chart shows the total number of minutes (in billions) of telephone calls in the UK, divided into three categories, from 1995-2002.



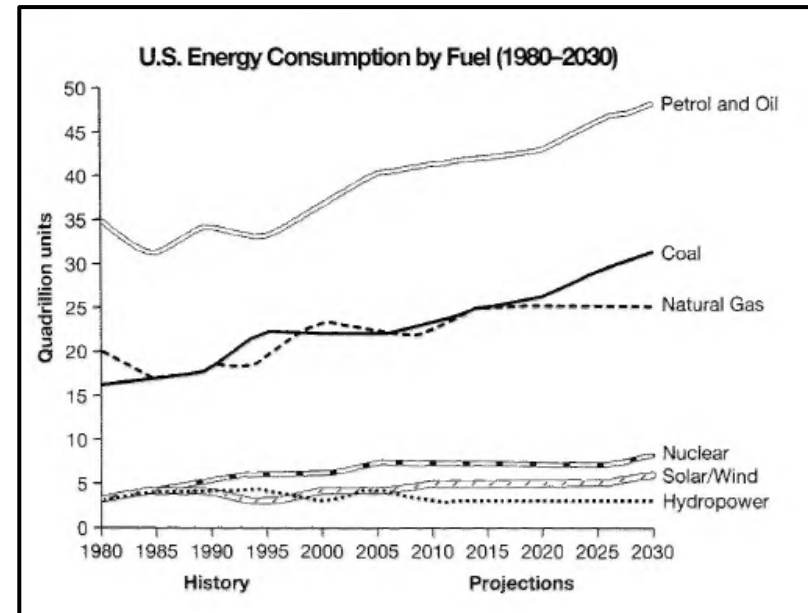
Q5: mobile calls – 1995 to 2002

At the beginning of the period approximately 2 billion minutes (b.m.) of mobile calls were made. However, by the end of the period, in 2002, this had risen dramatically to over 40 b.m.. This represents a rise of approximately 38 b.m. in seven years.

At the beginning of the period there were approximately 2 billion minutes (b.m.) of mobile calls. However, by the end of the period, in 2002, this had risen dramatically to over 40 b.m.. This represents a rise of approximately 38 b.m. in seven years.

Example: Q7

The graph gives information from a 2008 report about consumption of energy in the USA since 1980 with projections until 2030.



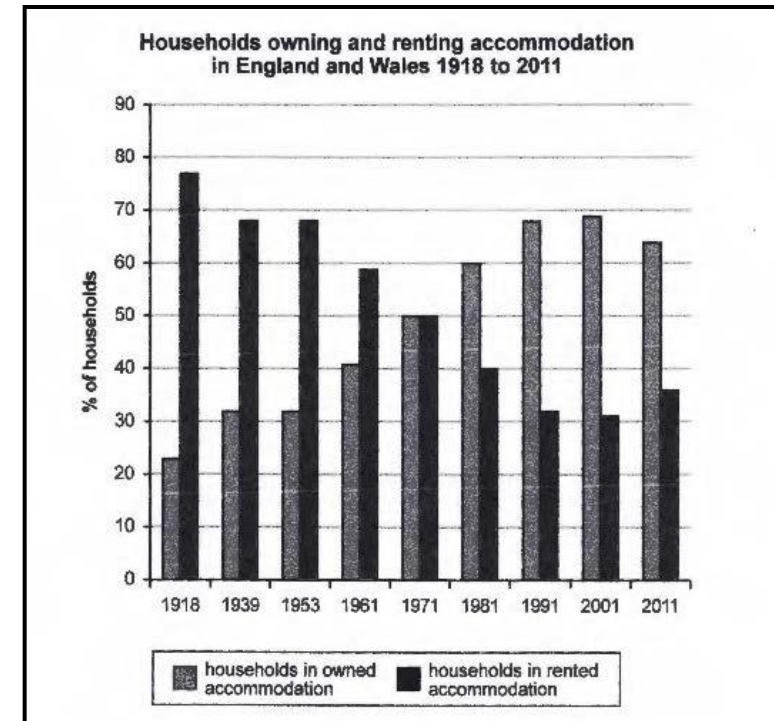
Q7: coal – 1980 to 2030

At the beginning of the period approximately 16 quadrillion units (q.u.) of energy were produced from coal. However, by the end of the period, in 2030, this is forecast to have risen substantially to nearly 30 q.u.. This amounts to a rise of nearly 100% in 50 years. (in a 50 year period)

Example: Q13

The chart shows the percentage of households in owned and rented accommodation in England and Wales between 1918 and 2011.

*Note: sometimes you want to refer to a **TURNING POINT** - not "the end of the period."*



Q13: households in rented accommodation - to 2001 - turning point.

At the beginning of the period approximately 75% of families lived in rented accommodation. However, **by 2001**, this had fallen continuously and dramatically to only just over 30%. This amounts to a fall of 45% of the population (all households) in 83 years.

