

IELTS Writing Course

W15: at the beginning – by the end

Paul Winterbottom

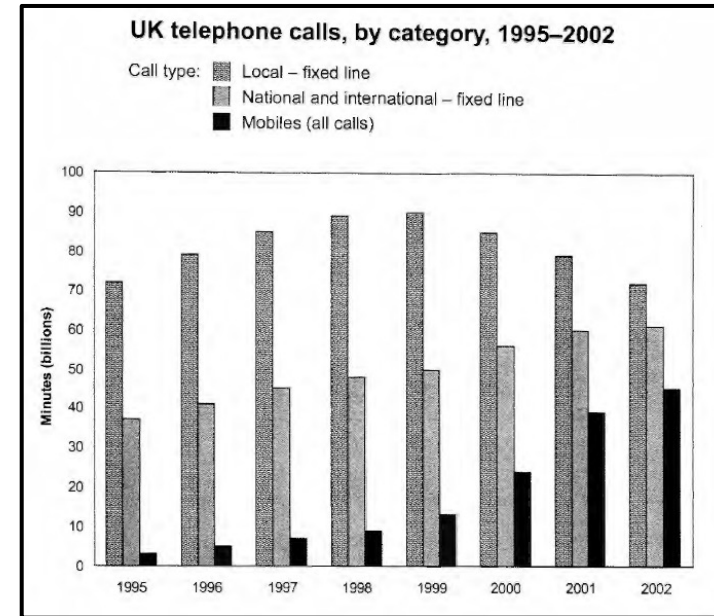


趴趴教育
PAPA EDUCATION



Q5

The chart shows the total number of minutes (in billions) of telephone calls in the UK, divided into three categories, from 1995-2002.



Q5: mobile calls – 1995 to 2002

At the beginning of the period there were approximately 2 billion minutes (b.m.) of mobile calls, but by the end of the period, in 2002, this had risen dramatically to over 40 b.m.. This represents a rise of approximately 38 b.m. in seven years.



At the beginning of / by end of the period / by a certain point

1. Sentence structure: Impressive language.
2. *Beginnings / ends / certain points* (usually *turning points*): key data to describe
3. Combines **natural language** (by the end of the period) with **advanced grammar** (past perfect tense).



Language Points

1. **At the beginning of the period / By the end of the period / By [a certain point]**
2. Final point is in past:
By the end of the period this had risen to... (*past - using past perfect tense*)
3. Final point is in future:
By the end of the period this is forecast (is predicted) to have risen to...
4. Combine with this structure to describe the range of change:
This amounts to... / This represents... (*Also: see W13 and W14*)



Language Points

1. At the beginning of the period / By the end of the period / By [a certain point]
2. Final point is in **past**:
By the end of the period this had risen to... (*past - using past perfect tense*)
3. Final point is in future:
By the end of the period this is forecast (is predicted) to have risen to...
4. Combine with this structure to describe the range of change:
This amounts to... / This represents... (*Also: see W13 and W14*)



Language Points

1. At the beginning of the period / By the end of the period / By [a certain point]
2. Final point is in past:
By the end of the period this had risen to... (*past - using past perfect tense*)
3. Final point is in future:
By the end of the period this is forecast (is predicted) to have risen to...
4. Combine with this structure to describe the range of change:
This amounts to... / This represents... (*Also: see W13 and W14*)

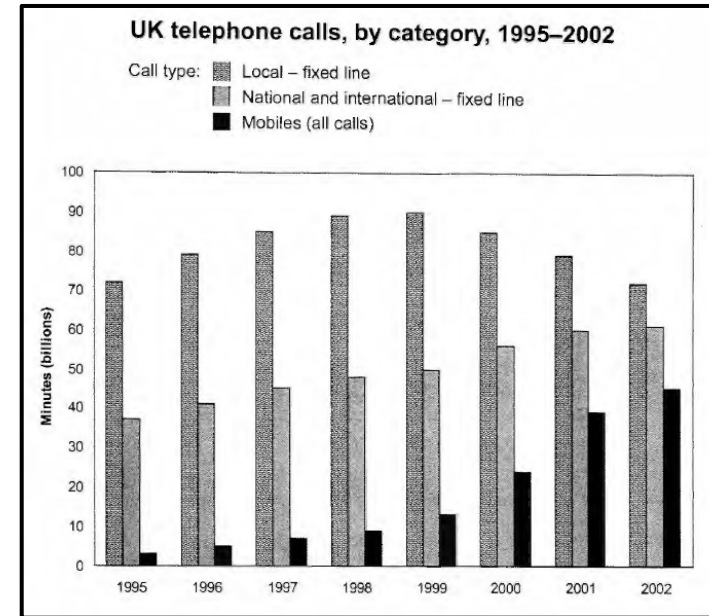


Language Points

1. At the beginning of the period / By the end of the period / By [a certain point]
2. Final point is in past:
By the end of the period this had risen to... (*past - using past perfect tense*)
3. Final point is in future:
By the end of the period this is forecast (is predicted to) have risen to...
4. Combine with this structure to describe the range of change:
This amounts to... / This represents... (*Also: see W13 and W14*)

Q5

The chart shows the total number of minutes (in billions) of telephone calls in the UK, divided into three categories, from 1995-2002.



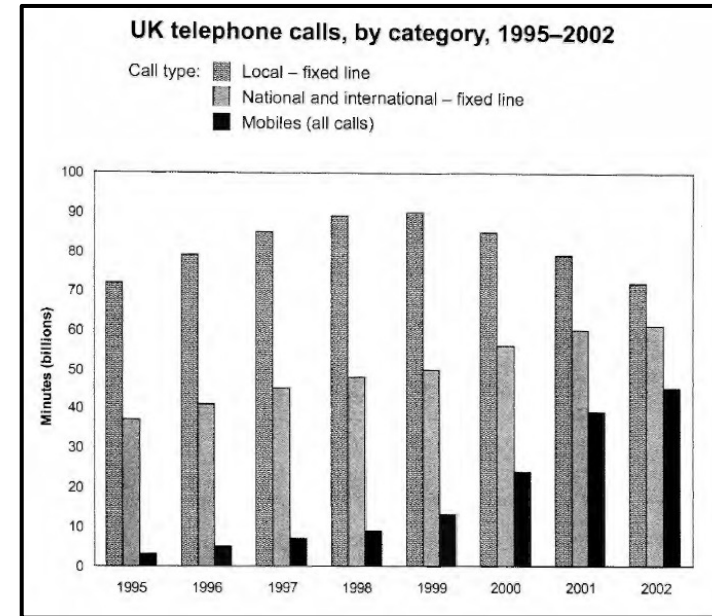
Q5: mobile calls – 1995 to 2002

At the beginning of the period there were approximately 2 billion minutes (b.m.) of mobile calls, but by the end of the period, in 2002, this had risen dramatically to over 40 b.m.. This represents a rise of approximately 38 b.m. in seven years.



Example: Q5

The chart shows the total number of minutes (in billions) of telephone calls in the UK, divided into three categories, from 1995-2002.



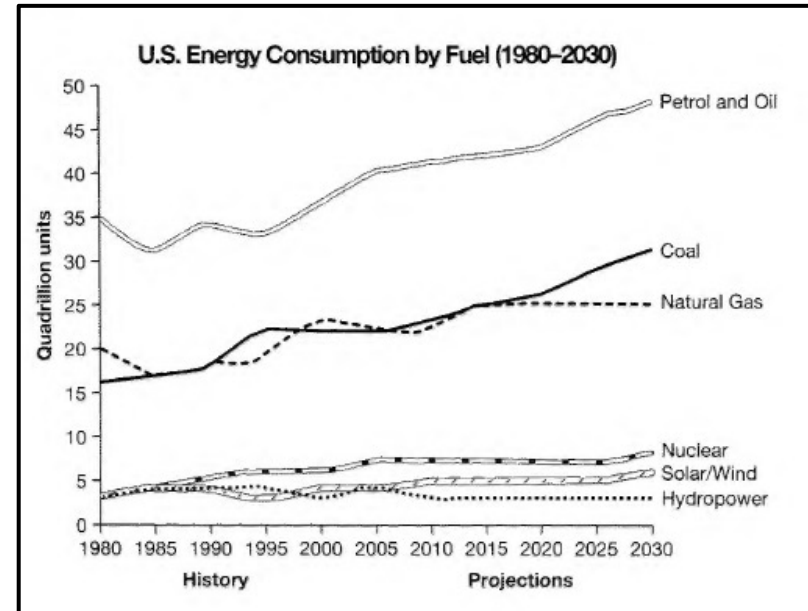
Q5: mobile calls – 1995 to 2002

At the beginning of the period approximately 2 billion minutes (b.m.) of mobile calls were made. However, by the end of the period, in 2002, this had risen dramatically to over 40 b.m.. This represents a rise of approximately 38 b.m. in seven years.



Example: Q7

The graph gives information from a 2008 report about consumption of energy in the USA since 1980 with projections until 2030.



Q7: coal – 1980 to 2030

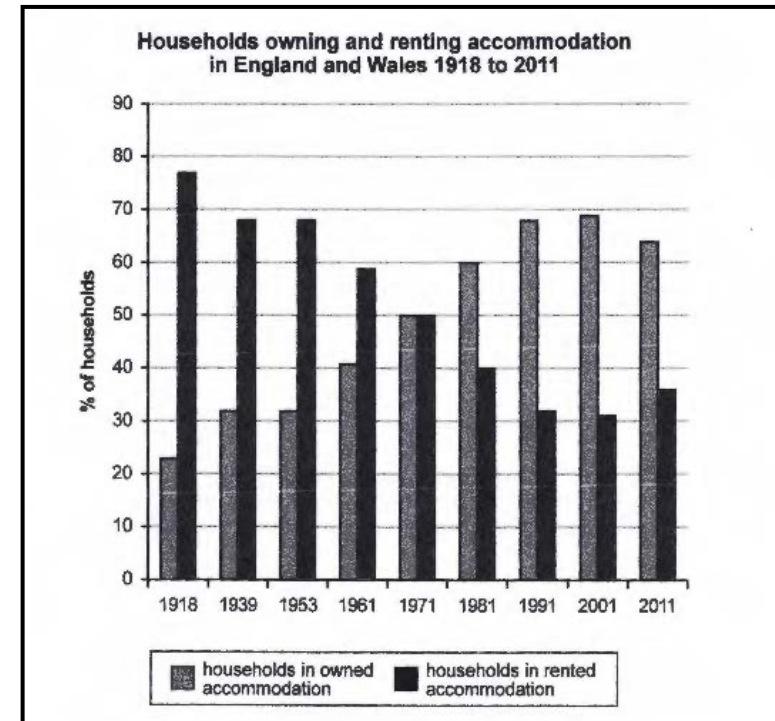
At the beginning of the period approximately 16 quadrillion units (q.u.) of electricity were produced from coal. However, by the end of the period, in 2030, this is forecast to have risen substantially to nearly 30 q.u.. This amounts to a rise of nearly 100% in a 50 year period.



Example: Q13

The chart shows the percentage of households in owned and rented accommodation in England and Wales between 1918 and 2011.

*Note: sometimes you want to refer to a **TURNING POINT** - not "the end of the period."*



Q13: households in rented accommodation - to 2001 - turning point.

At the beginning of the period approximately 75% of families lived in rented accommodation. However, **by 2001**, this had fallen continuously and dramatically to only just over 30%. This amounts to a fall of 50% of the population (all households) in 83 years.

